



## AESSE 2200 SPP

### IMPACT SOUND NOISES INSULATION MAT

Impact sound noises insulation mat made of thermally bound polyester fibres coming from the recycling of PET bottles, coupled on one side with a bituminous membrane. The rolls have a 5 cm. lateral adhesive selvage to improve the application. The polyester main characteristics give the product a very good behaviour even as thermal insulator. AESSE 2200 does not give any handling problems and does not release any dangerous substances. The product is resistant to moulds and rodents, UVA and UVB rays and atmospheric agents.

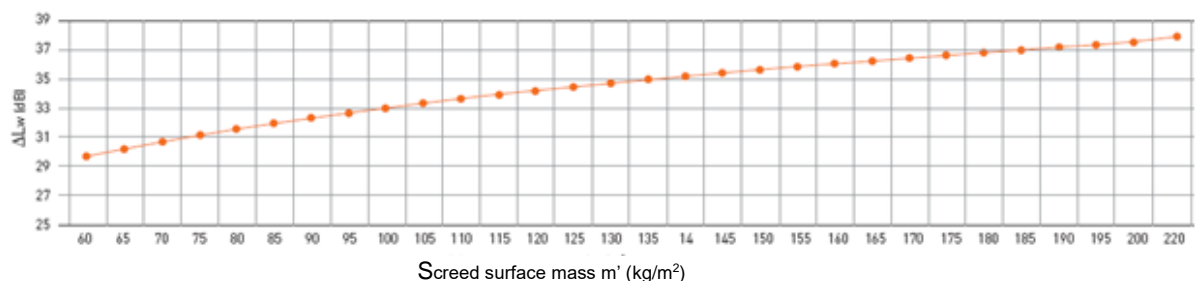
### ACOUSTIC PERFORMANCES

DESCRIPTION	SYMBOL	M.U.	VALUE	NORMS	NOTES
Apparent dynamic rigidity	(s')	MN/m <sup>3</sup>	10	UNI EN 29052-1	Cert.n° 095-09-acu DS
Resonance frequency	(f <sub>0</sub> )	Hz	36	UNI EN 29052-1	Cert.n° 095-09-acu DS
Air flow resistance		kPa*s/m <sup>2</sup>	>100	UNI EN 29053	Cert.n° 1190.11UN0010/12
Impact sound noise attenuation level	(ΔL <sub>w</sub> )	dB	34	UNI EN 12354-2	Screed weight 115 Kg/m <sup>2</sup>

### ATTENUATION RATING INDEX OF IMPACT SOUND NOISE PRESSURE LEVEL ACCORDING TO UNI EN 12354-2

m' kg/m <sup>2</sup>	60	65	70	75	80	85	90	95	100	105	110	115	120	125	130	135	140	145	150	155	160	165	170	175	180	185	190	195	200	220
ΔL <sub>w</sub> dB	29,7	30,2	30,7	31,1	31,5	31,9	32,3	32,7	33,0	33,3	33,6	33,9	34,2	34,5	34,7	35,0	35,2	35,4	35,6	35,9	36,1	36,3	36,5	36,6	36,8	37,0	37,2	37,4	37,5	38,1

### ΔL<sub>w</sub> VARIATION IN RELATION TO SCREED WEIGHT



### THERMAL PERFORMANCES

DESCRIPTION	SYMBOL	M.U.	VALUE	NORMS	NOTES
Thermal conductivity	( $\lambda$ )	W/mK	0,0431	UNI EN 12667:2002	Cert.n° 035-09-the TR
Thermal resistance	(R)	m <sup>2</sup> K/W	0,1647	UNI EN 12667:2002	Calculated Value
Thermal transmission	(U)	W/m <sup>2</sup> K	6,0716	UNI EN 12667:2002	Calculated Value

### PHYSICAL-MECHANICAL PERFORMANCES

DESCRIPTION	M.U.	VALUE	TOLERANCES
Bituminous layer density	Kg/m <sup>3</sup>	1620	± 5 %
Bituminous layer thickness	mm	1,5	± 5 %
Polyester fibre density	Kg/m <sup>3</sup>	30/50	± 5 %
Polyester fibre thickness	mm	6	± 10 %
Total thickness	mm	7,5	± 5 %

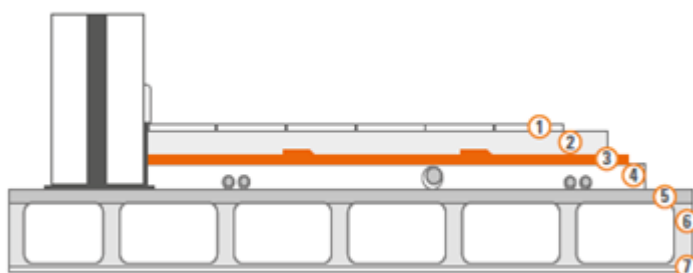
DESCRIPTION	M.U.	BITUMINOUS LAYER VALUE	POLYESTER VALUE	NORMS
Elongation percentage at break	%	Long: > 2.5* Transv: > 2.5*		*EN 12311-1
Resistance to tensile strength	N/5 cm	Long: > 500* Transv: > 280*		*EN 12311-1
Heat resistance	°C		Up to + 120	
Cold resistance	°C		Up to -40	
Fire rating		Bfl – s1		UNI EN 13501-1:2019

DESCRIPTION	SIYMBOL	M.U.	VALUE	NORMS	NOTES
Deformation to compression	(d <sub>L</sub> )	mm	5,2	UNI EN 12431	Cert.n° 1190.11UN0050/12
Deformation to compression	(d <sub>F</sub> )	mm	4,6	UNI EN 12431	Cert.n° 1190.11UN0050/12
Deformation to compression	(d <sub>B</sub> )	mm	3,3	UNI EN 12431	Cert.n° 1190.11UN0050/12

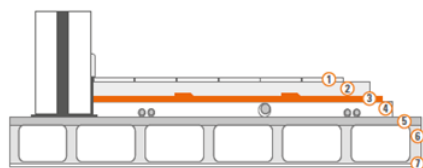


## CHEMICAL PERFORMANCES

CHARACTERISTIC	PERFORMANCES
Chemical interactions	Highly resistant to acids and alkaline detergents, retains its characteristics unchanged over time
Electrostatic	Does not accumulate static charge and prevent interaction between materials
Environmental sustainability	100 % recyclable



floor over a suitable elastic-resilient  
ester fibre coming from the recycling  
ving made the lightweight screed for  
on rating index to impact sound noise  
e frequency of 36 Hz such as AESSE



- 1) Finishing
- 2) Lodging screed
- 3) AESSE 2200
- 4) Lightened screed
- 5) Concrete layer
- 6) Floor
- 7) Plaster

After the installation of the fixtures and the levelling with lightened screed, before the lodging screed.

## APPLICATION METHOD

- 1 Decouple at the base all the vertical partitions (walls) with wall cut band ISOLBAND
- 2 Decouple from the walls the lightened screed with AEFLEX band.
- 3 Lay over the lightened screed the acoustic insulation product AESSE 2200 on the entire floor closer as much as possible to the walls. Seal the junctions between the mats by overlapping the selvages of rolls edges.
- 4 Carry out the complete decoupling of the floating screed from the perimeter vertical partitions applying the self-adhesive band AEFLEX between AESSE 2200 and the wall carrying out all the overlaps.

## DIMENSIONS AND PACKAGING

SIZE	M.U.	VALUE
Thickness	mm	7,5
Roll height	m	1,05
Roll length	m	10
Weight per m <sup>2</sup>	Kg/m <sup>2</sup>	2,55
Number of rolls per pallet	piece	20
Total area per pallet	m <sup>2</sup>	210
Pallet dimension	cm	120x120x105+10

Rev. 8 – 03/25